

Your performance

Paul Richard

38

65 kg

170 cm

72 beats/min

105/66 mmHg

97 %

2024-12-25 11:50:43+00:00

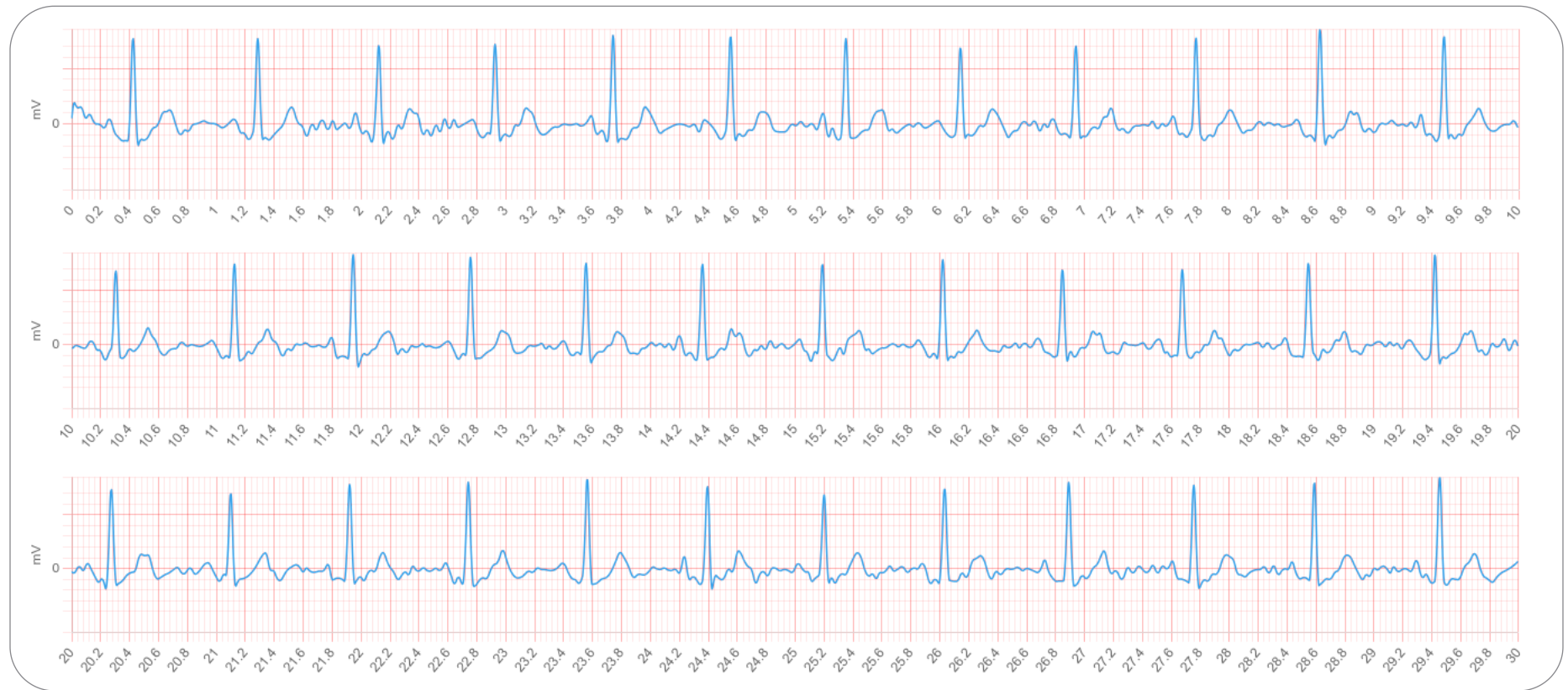
Main features

22 ms
HRV

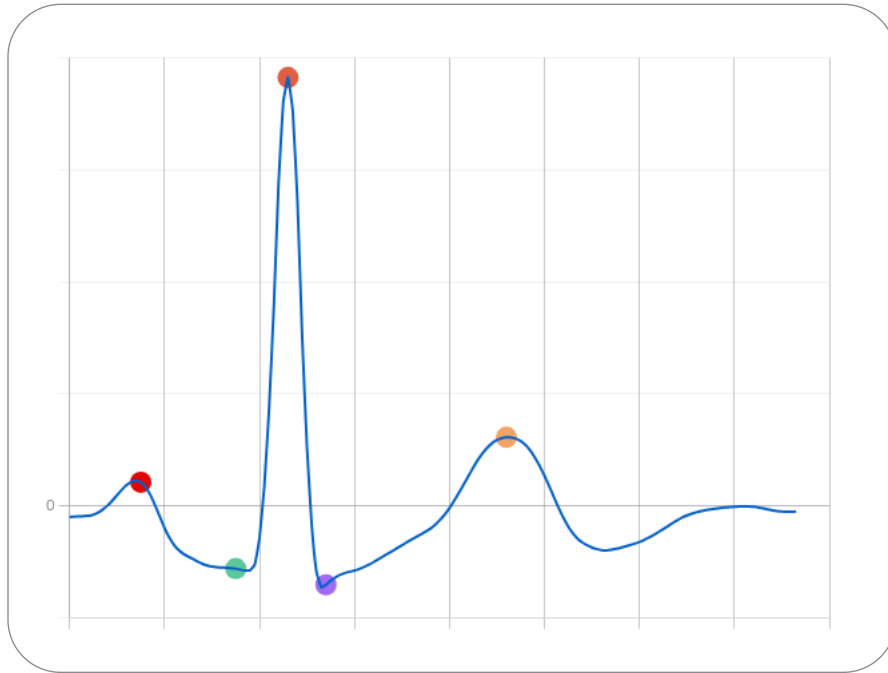
Sinus
Rhythm source

Correct
Rhythm
characteristics

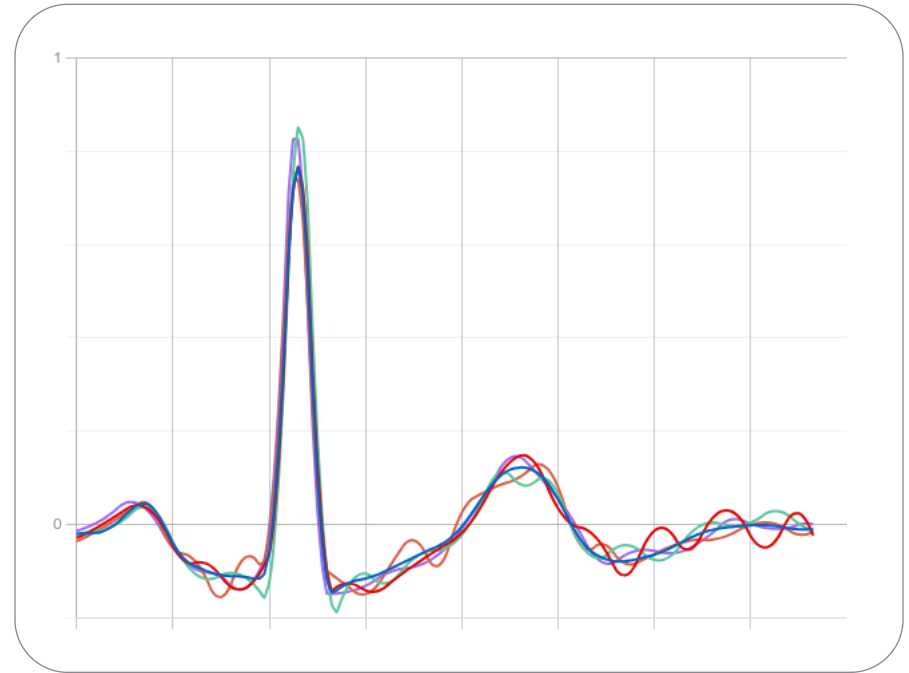
ECG diagram



Average values



Cardio cycles



ECG parameters

Parameter	● P - Peak	● Q - Peak	● R - Peak	● S - Peak	● T - Peak
Value	0.094 mV	0.076 mV	0.821 mV	0.097 mV	0.181 mV
Norm	0.15 mV - 0.25 mV	0 mV - 0.2 mV	0 mV - 2.5 mV	0 mV - 2 mV	0.3 mV - 0.5 mV

Parameter	● P - Wave	● PQ - Interval	● PQ - Segment	● QRS - Complex	● ST - Segment	● QT - Interval	● T - Wave
Value	0.08 sec	0.125 sec	0.045 sec	0.135 sec	0.11 sec	0.37 sec	0.135 sec
Norm	0.07 sec - 0.11 sec	0.12 sec - 0.2 sec	0.04 sec - 0.1 sec	0.05 sec - 0.1 sec	0.1 sec - 0.15 sec	0.24 sec - 0.42 sec	0.16 sec - 0.24 sec